


VELS INSTITUTE OF SCIENCE TECHNOLOGY & ADVANCED STUDIES (VELS UNIVERSITY)		
PV Vaithyalingam Road, Pallavaram , Chennai-600117		
BALANCE SHEET		
As at 31-03-2020		
Particulars	Sch.	VISTAS
		Rs.
I. Sources of Funds		
(1) Capital fund	A	479,395,265
(2) Loan funds:		
(a) Secured loans	B	780,029,311
(b) Unsecured loans	C	-
(3) Revenue Fund	D	2,045,514,201
		-
TOTAL		3,304,938,777
II. Application of Funds		
(1) Fixed assets:-	E	
(a) Opening		1,173,466,063
(b) Additions		206,790,957
(c) Reversals / Deletions		-
(d) Total		1,380,257,020
(e) Depreciation	E	87,687,643
		1,292,569,377
(2) Current Assets, Loans and Advances:		
(a) Loans and Advances	F	1,925,142,669
(b) Deposits	H	286,826,910
(c) Sundry Debtors	G	42,971,309
(d) Cash and Bank Balances	I	25,187,646
		-
Total Current Assets (A)		2,280,128,535
Less:		
Current Liabilities and Provisions:		
Current Liabilities	J	73,567,643
(B)		73,567,643
Net current assets:(A)-(B)		2,206,560,890
Branch & Divisions		(194,191,490)
TOTAL		3,304,938,777




For Vels Institute of Science, Technology
and Advanced Studies

Dr. Ishari.K. Ganesh
Managing Trustee

For Vairav & Associates
Chartered Accountants

T. Jai V. Vairav
M.No 236495



VELS INSTITUTE OF SCIENCE TECHNOLOGY & ADVANCED STUDIES (VELS UNIVERSITY)

PV Vaithyalingam Road, Pallavaram , Chennai-600117

Income & Expenditure Account

for the period ended 31-03-2020

Particulars

Sch.

VISTAS

Rs.

INCOME

Fee Income

Other Income

K

1,384,709,111

179,043,731

-

TOTAL

1,563,752,842

EXPENDITURE

Administrative & Other Expenses

Depreciation and Amortization Expenses

Interest/Finance charges

L

847,378,364

E

87,687,643

M



64,348,768

999,414,775



Excess of Income Over Expenses

carried to Balancesheet


564,338,067

For Vels Institute of Science, Technology
and Advanced StudiesDr. Ishari K. Ganesh
Managing TrusteeFor Vairav & Associates
Chartered AccountantsT. Jai V Vairav
M No 236495


VELS INSTITUTE OF SCIENCE TECHNOLOGY & ADVANCED STUDIES (VELS UNIVERSITY)	
Schedule to Balance Sheet Items	
Particulars	As at 31.03.2020
	Vistas Rs.
Schedule-A : Capital Fund	
Balance as on 01.04.2018	479,395,265
Corpus Donation Received During the Year	-
TOTAL	479,395,265
Schedule- B : Secured Loans	
Cosmos Term Loans	459,269,342
Cosmos Loan Account (vinayaka)	1,425,425
Cosmos Bank - Overdraft 1267511855	100,105,035
Lexus Financial Services Car Loan	4,412,253
Axis Bank Car Loan	8,514,257
Axis Bus Loan	4,283,237
Loan against FD -BOB	63,845,770
Cosmos loan against FD	138,173,992
TOTAL	780,029,311
Schedule- C : Unsecured Loans	-
TOTAL	-
Schedule - D : Revenue Fund	
Balance as on 01.04.2019	1,481,176,135
Transferred from Income & Expenditure A/c	564,338,066
TOTAL	2,045,514,201




Particulars	As at 31.03.2020
	Vistas Rs.
Schedule- F : Loans and Advances	
Salary Advance	2,541,166
Rent Advance	93,270,000
Indira Educational Trust	1,200,000
Vaels Educational Trust	303,589,401
Vari Educational Trust	1,000,000
Sri Balaji Charitable Educational Trust	30,000,000
BMMT Institute of Education	964,414,820
C Saravanan	10,000,000
Arrow Aircraft _Deposit	12,100,000
Mahavir Institute of Medical Sciences	346,298,600
Income Tax Disputes - 08-09	553,140
Income Tax Disputes - 11-12	11,226,499
Income Tax Disputes - 14-15	1,000,000
Advance for property	117,600,000
Advance for Expenses Non Teaching	16,738,601
Advance for Expenses Teaching	2,558,221
TDS - Receivable	1,145,241
Tds Receivable- 2012-13	256,690
TDS Receivable 2013-14	1,518,119
TDS Receivable 2015-16	2,006,594
TCS receivable 2016-17	28,933
TDS receivable 2014-15 (Vinayaka)	466,639
TDS receivable 2013-14 (Vinayaka)	42,535
TDS receivable 2018-19 (Vinayaka)	78,192
TDS receivable 2018-19	2,431,515
TDS receivable 2019-20	2,336,055
TCS receivable 2019-20	201,506
TCS receivable 2018-19	20,782
Scholarship Receivable Rating Students	519,420
TOTAL	1,925,142,669
Schedule G : Sundry Debtors	
Debtors Others	2,337,018
Advances to Suppliers	40,634,291
TOTAL	42,971,309



Particulars	As at 31.03.2020
	Vistas
	Rs.
Schedule- H : Deposits	
FD - BOB - 106344-08140300012152	1,123,137
FD - BOB - 698244-08140300013723	5,900,000
FD - BOB - 698243-08140300013722	6,600,000
FD - BOB - Bank Gaurantee-08140300013168	9,092,029
Bob joint Fd no. 08140300031101/12.05.16	644,301
Bob joint FD no. 08140300031102/12.05.16	902,018
FD - BOB - 08140300003/23820	50,000,000
COSMOS F.D No 0681502012759	50,000,000
Fixed Deposit -cosmos0 12795	50,000,000
FD Cosmos 0681502014793	50,000,000
Fd Cosmos 0682001064248	1,992,187
FD cosmos 0682001064266	1,421,619
FD cosmos 0682001064257	1,421,618
Cosmos FD No 06828280555	2,500,000
Vinayaka Educational Trust FD no- 0682826073	2,908,000
Bob Joint FD no. 08140300031099/12.05.16	644,301
Bob Joint Fd 08140300031100/12.05.16	902,019
Vinayaka FD BOB 08140300017041 TTE	1,869,844
Vinayaka FD Bob 08140300013987(L)	2,104,713
Vinayaka FD cosmos bank 0682001064327	1,141,381
Vinayaka FD cosmos bank 0682001064318	1,712,067
Cosmos FD 126200106552	1,039,752
Cosmos FD 126200106545	31,192,563
Cosmos FD 0682830046	2,000,000
Cosmos FD No-0682826082	2,908,000
Cosmos 0682001068703	642,274
Cosmos 0682001068730	642,275
Cosmos 0682001068712	642,276
Cosmos 0682001068721	642,274
Electricity Deposit	753,232
Deposit LPG Gas	27,500
Deposit Bar Council of India	300,000
Electricity Deposit (Vinayaka)	2,723,679
Telephone Deposit	7,050
Interest Accrued on FD	228,581
Interest Accrued on FD (Vinayaka)	198,220
TOTAL	286,826,910



Particulars	As at 31.03.2020
	Vistas Rs.
Schedule- I : Cash and Bank Balances	
Cash in hand	
Cash in hand	2,041,645
Cash at Scheduled Banks	-
Bank Axis 911010014364240	4,022,774
Bank BOB - 08140100011870- Activites Nss Spl Camp	96,805
Bank BOB - 08140100011871 Nss - Corpus Fund	1,317
Bank BOB - 08140100011872 Nss Prog. Co-Or Regular	961,042
Bank BoB (08140200000429)	1,571,633
Bank BOB - 08140400000132 (OD)	3,466,821
Bank TMB - 538	23,101
Axis Bank - 537902	113,511
AXIS BK - 083010100395342	68,240
THE COSMOS CO-OPERATIVE BANK LTD - 068050105500	441,520
Indusind bank	25,000
Bank Cosmos VISTT 0680501017356	1,299,644
Bank Of Baroda - 270	11,812
Bank Of Baroda - 276	262,245
Cosmos - 068050105517 (Vinayaka)	169,842
COSMO 06860010170	1,953,579
Canara Bank -0910101054849	511,498
Axis Bank 915020023266273 swiping a/c - Vistas Madipakkam	209,960
Axis Bank Ac no-916010017612367 (MDIS)	1,353,790
Axis Bank Vistas - refresher - 916010063706414	177,818
EQUITAS SMALL BANK-100001783985	865,407
EQUITAS SMALL BANK-200000318680	55,770
EQUITAS SMALL BANK-100005699435	1,031
Axis Vistas Trust A/c- 911010015611213	2,171,532
ICICI Bank-103905001613	96,275
ICICI Bank-103901000868	3,174,035
ICICI C A/c 000101229526	9,998
Post Office Phd A/c	30,000
TOTAL	25,187,646



Particulars	As at 31.03.2020
	Vistas Rs.
Schedule- J : Current Liabilities and Provisions	
Current Liabilities	
Creditors - Capital expenditure	1,791,965
Deposit Payable	662,000
Deposit - Teachers Recruitment Board, Tamilnadu	2,840,600
Vels Education Society	15,881,373
Vetri Educational Trust	1,300,340
Caution deposit	20,416,325
Hostel deposit	9,950,225
Caution Deposit-Staff	151,566
Term fees refundable	5,313,554
Grants for Research Projects	5,229,931
Professional Tax payable	2,007,383
PF & other payables	777,084
Scholarship Payable	445,800
Credits in Banks - Student details awaited from Bank	3,810,097
Arthi Associates P Ltd	240,300
GST Payable	17,993
TDS-Advt	1,376
TDS -Consultancy	624,190
TDS - Transport	4,470
TDS - Canteen	3,379
TDS Salary	798,500
TDS-Rent	358,700
TDS-Professionals	2,400
TDS -Security Salary	1,911
TDS Other Contractors	936,181
TOTAL	73,567,643



Schedule - K : Other Income	Rs.
Interest Received on FD	1,91,97,783
Other Income	3,77,815
Donation Received	14,50,00,000
Financial Support from Non Govt/Corporates for Research	50,00,000
Rent Received	25,85,000
Patients Income	-
Interest received on SB & Others	27,90,933
Consultancy & Project Receipts	40,64,865
Misc Income	27,334
TOTAL	17,90,43,731


Schedule-M : Interest/Finance charges	Rs.
Bank Charges	2,26,408
Interest on Term Loan	4,56,04,780
Proceesing Fees	17,81,090
Interest paid Vehicles & others	12,42,499
Interest on Loan on FD	52,73,785
Interest On OD	1,02,20,206
TOTAL	6,43,48,768



[Handwritten signature]



Schedule -L: Administrative and Other Expenses	Rs.
Academic Maintenance Expense	
Exp - Library Subscription	6,229,984
Exp- Laboratory Equipment maintenance	20,988,222
EXP Merit Scholarship	2,996,228
Exp- Guest Lecturers Expenses	752,304
Exp - R&M (Instruments)	13,242,481
Exp - R&M (Computers)	1,147,704
Exp - R & M (Printer)	1,055,460
Exp - Placement	3,139,778
Exp - Convocation	3,969,699
Other Academic Expenses	3,436,902
Exp - AICTE	840,657
Administrative Expenses	5,859,887
Property & drainage tax	3,463,665
Advt & Publicity	24,059,606
Development Expenses	113,610,000
Affiliation & Registration Exp	1,908,315
Exp - Internet Line & Router Maintenance Expenses	1,141,138
Communication Expenses	1,452,884
Conference, workshop, Seminar & Function Exp	14,362,290
Consultancy Charges	16,732,407
Charges incurred relating to Consultancy Work	3,048,649
Consumables Exp	1,599,899
Electricity Charges	7,415,309
Examination Exp	12,182,793
Financial Support to Faculties for attending Seminar, Conference, Wor	1,827,300
Hostel & Mess expenses	29,991,226
Hostel & Mess Maintenance Expenses	25,548,082
Inspection Charges	313,998
Insurance -Building & Vehicles	2,026,271
Insurance -Students	3,918,310
Laundry charges	1,540,781
Note Book & instruments Exp	4,395,320
Other expenses	2,988,897
Personnel Expenses - Direct	292,112,433
Personnel Expenses - Indirect	82,061,908
Printing and Stationery	2,949,604
Rent	28,178,475
Repairs & Maintenance	79,417,509
E Governance - ERP Software AMC	708,000
Seed Grant	6,170,000
Sports Facility Maintenance	443,309
Transportation, Travelling & Conveyance Expenses	1,870,499
Exp Petrol	9,151,161
Uniform expenses	7,129,019
Total Admin Expenses	847,378,364



Depreciation E Schedule
FY 2019-2020

Description	Net Block as on 31.03.2019	Additions Total	Deletions Total	Depreciation Total	Net Block as on 31.03.2020
Building	427,879,887	-	-	42,787,987.00	385,091,900
	-	-	-	-	-
Building WIP	42,795,858	94,520,393	-	-	137,316,251
	-	-	-	-	-
Furniture & Fixtures	50,290,363	5,499,967	-	5,441,328	50,349,002
	-	-	-	-	-
Land	450,987,998	-	-	-	450,987,998
	-	-	-	-	-
Electrical Fittings	2,545,468	97,362	-	264,283	2,378,547
	-	-	-	-	-
Plant & Machinery	153,955,458	74,530,895	-	24,676,045	203,810,308
	-	-	-	-	-
Library	1,081,284	3,513,154	-	689,166	3,905,272
	-	-	-	-	-
Medical Equipments	-	-	-	-	-
	-	-	-	-	-
Vehicles	31,325,003	23,549,452	-	7,321,282	47,553,173
	-	-	-	-	-
Computer	12,604,744	5,079,734	-	6,507,552	11,176,926
	-	-	-	-	-
	1,173,466,063	206,790,957	-	87,687,643	1,292,569,377

