

VELS INSTITUTE OF SCIENCE TECHNOLOGY & ADVANCED STUDIES (VISTAS)		
PV Vaithyalingam Road, Pallavaram , Chennai-600117		
Balance Sheet as at 31-03-2021		
Particulars	Sch.	VISTAS Rs.
<b>I. Sources of Funds</b>		
(1) Capital fund	A	479,395,265
(2) Loan funds:		
(a) Secured loans	B	1,301,991,971
(b) Unsecured loans	C	-
(3) Revenue Fund	D	2,289,234,010
		-
<b>TOTAL</b>		<b>4,070,621,246</b>
<b>II. Application of Funds</b>		
(1) Fixed assets:-	E	
(a) Opening		1,292,569,374
(b) Additions		996,059,243
(c) Reversals / Deletions		320,488,242
(d) Total		1,968,140,375
(e) Depreciation	E	140,849,165
		1,827,291,210
(2) Current Assets, Loans and Advances:		
(a) Loans and Advances	F	2,070,888,133
(b) Deposits	H	299,536,704
(c) Sundry Debtors	G	170,723,945
(d) Cash and Bank Balances	I	36,075,049
		-
Total Current Assets (A)		2,577,223,831
Less:		
Current Liabilities and Provisions:		
Current Liabilities	J	89,206,546
		89,206,546
(B)		
Net current assets:(A)-(B)		2,488,017,285
Branch & Divisions		(244,687,249)
<b>TOTAL</b>		<b>4,070,621,246</b>
For Vels Institute of Science, Technology and Advanced Studies		For Vairav & Associates Chartered Accountants
Dr. Ishari.K.Ganesh Managing Trustee		Jai V Vairav M.No 236495

**VELS INSTITUTE OF SCIENCE TECHNOLOGY & ADVANCED STUDIES (VISTAS)**

**PV Vaithyalingam Road, Pallavaram , Chennai-600117**

**Income & Expenditure Account**

**for the period ended 31-03-2021**

*Particulars*

*Sch.*

**VISTAS**

**Rs.**

**INCOME**

Fee Income

Other Income

**K**

1,197,760,149

71,312,360

**TOTAL**

**1,269,072,509**

**EXPENDITURE**

Administrative & Other Expenses

Depreciation and Amortization Expenses

Interest/Finance charges

**L**

765,602,784

**E**

140,849,165

**M**

118,900,751

**1,025,352,701**

**Excess of Income Over Expenses**

*carried to Balancesheet*

**243,719,808**

**For Vels Institute of Science, Technology  
and Advanced Studies**

19

**Dr. Ishari.K.Ganesh**  
Managing Trustee



**For Vairav & Associates  
Chartered Accountants**


**Jai V Vairav**  
M No 236495





VELS INSTITUTE OF SCIENCE TECHNOLOGY & ADVANCED STUDIES (VISTAS)	
Schedule to Balance Sheet Items	
Particulars	As at 31.03.2021
	Vistas Rs.
<b>Schedule-A : Capital Fund</b>	
Balance as on 01.04.2020	479,395,265
<b>TOTAL</b>	<b>479,395,265</b>
<b>Schedule- B : Secured Loans</b>	
Cosmos Term Loans	963,920,596
Cosmos Bank - Overdraft 1267511855	99,358,635
Lexus Financial Services Car Loan	2,473,936
Axis Bank Car Loan	5,424,372
Axis Bus Loan	2,078,188
Loan against FD -BOB	58,303,994
Cosmos loan against FD	170,432,250
<b>TOTAL</b>	<b>1,301,991,971</b>
<b>Schedule- C : Unsecured Loans</b>	
Flame Advertising Co	-
<b>TOTAL</b>	<b>-</b>
<b>Schedule - D : Revenue Fund</b>	
Balance as on 01.04.2020	2,045,514,202
Current Year Excess of Income Over Expenses	-
Transferred from Income & Expenditure A/c	243,719,808
<b>TOTAL</b>	<b>2,289,234,010</b>





Particulars	As at 31.03.2021
	<b>Vistas</b>
	Rs.
<b>Schedule- F : Loans and Advances</b>	
Salary Advance	10,635,745
Rent Advance	93,270,000
Indira Educational Trust	1,200,000
Vaels Educational Trust	475,110,407
Vetri Educational Trust	93,544,388
Sri Balaji Charitable Educational Trust	30,000,000
BMMT Institute of Education	954,514,820
Vels Education Society	16,718,627
Mahavir Institute of Medical Sciences	265,798,600
Income Tax Disputes - 08-09	553,140
Income Tax Disputes - 11-12	11,226,499
Income Tax Disputes - 14-15	1,000,000
Advance for property	97,600,000
Advance for Expenses Non Teaching	8,897,667
Advance for Expenses Teaching	753,775
TDS - Receivable	9,296,317
TCS receivable 2016-17	28,933
TCS receivable 2019-20	201,506
TCS receivable 2020-21	18,289
Scholarship Receivable Rating Students	519,420
<b>TOTAL</b>	<b>2,070,888,133</b>
<b>Schedule G : Sundry Debtors</b>	
Debtors Others	2,333,870
Advances to Suppliers	168,390,075
<b>TOTAL</b>	<b>170,723,945</b>





Particulars	As at 31.03.2021
	<b>Vistas</b>
	Rs.
<b>Schedule- H : Deposits</b>	
FD - BOB - 106344-08140300012152	1,184,424
FD - BOB - 698244-08140300013723	6,600,000
FD - BOB - 698243-08140300013722	5,900,000
Bob joint Fd no. 08140300031101/12.05.16	688,940
Bob joint FD no. 08140300031102/12.05.16	964,512
FD - Syndicate Bank	-
FD - BOB - 08140300003/23820	50,000,000
COSMOS F.D No 0681502012759	50,000,000
Fixed Deposit -cosmos0 12795	50,000,000
FD Cosmos 0681502014793	50,000,000
Fd Cosmos 0682001064248	2,120,095
FD cosmos 0682001064266	1,512,894
FD cosmos 0682001064257	1,512,894
FD Cosmos 0682001070151	2,050,235
FD Cosmos 1262831055	10,000,000
Cosmos FD No 06828280555	2,500,000
FD Ac No 0682001070179 Medical	1,021,020
Vinayaka Educational Trust FD no- 0682826073	2,908,000
FD BOB	-
FD Cosmos Bank	-
Bob Joint FD no. 08140300031099/12.05.16	688,940
Bob Joint Fd 08140300031100/12.05.16	964,513
Vinayaka FD BOB 08140300017041 TTE	1,974,894
Vinayaka FD Bob 08140300013987(L)	2,214,345
Vinayaka FD cosmos bank 0682001064327	1,214,470
Vinayaka FD cosmos bank 0682001064318	1,821,700
Cosmos FD 126200106552	1,104,722
Cosmos FD 126200106545	33,141,675
Cosmos FD 0682830046	2,000,000
Cosmos FD No-0682826082	2,908,000
Cosmos 0682001068703	683,402
Cosmos 0682001068730	683,404
Cosmos 0682001068712	683,404
Cosmos 0682001068721	683,402
Cosmos 1262001011909	105,037
FD-BOB-19690300005918	-
Security Deposit -Dr.MGR College (AB)	-
Deposit-KTD01/20070588	-
Electricity Deposit	406,915
Deposit LPG Gas	27,500
Deposit Bar Council of India	300,000
Deposit - Others	6,000,000
Electricity Deposit (Vinayaka)	2,762,096
Telephone Deposit	7,050
Interest Accrued on FD	-
Interest Accrued on FD (Vinayaka)	198,221
Accrued Interest on KTD (AB)	-
University Security deposit (BOB)	-
<b>TOTAL</b>	<b>299,536,704</b>



Particulars	As at 31.03.2021
	Vistas Rs.
<b>Schedule- I : Cash and Bank Balances</b>	
<b>Cash in hand</b>	
Cash in hand	1,610,128
<b>Cash at Scheduled Banks</b>	
Bank Axis 911010014364240	2,672,389
Bank BOB - 08140100011870- Activites Nss Spl Camp	99,702
Bank BOB - 08140100011871 Nss - Corpus Fund	1,341
Bank BOB - 08140100011872 Nss Prog. Co-Or Regular	989,069
Bank BoB (08140200000429)	1,214,642
Bank BOB - 08140400000132 (OD)	532
Axis Bank - 537902	126,595
AXIS BK - 083010100395342	69,512
THE COSMOS CO-OPERATIVE BANK LTD - 068050105500	1,000,957
Indusind bank	25,000
Bank Cosmos VISTT 0680501017356	1,341,422
Axis Vistas Trust A/c - 911010015612465	-
Bank Of Baroda - 270	11,812
Bank Of Baroda - 276	262,245
Cosmos - 068050105517 (Vinayaka)	239,608
COSMO 06860010170	704,866
Andhra Bank-2275	-
Canara Bank -0910101054849	526,631
Axis Bank 915020023266273 swiping a/c - Vistas Madipakkam	207,187
Axis Bank Ac no-916010017612367 (MDIS)	1,395,621
Axis Bank Vistas - refresher - 916010063706414	183,312
EQUITAS SMALL BANK-100001783985	11,251,603
EQUITAS SMALL BANK-200000318680	36,671
EQUITAS SMALL BANK-100005699435	1,097
Equitas Bank a/c No:100011479559	-
Axis Bank Old A/c	-
Axis Vistas Trust A/c- 911010015600763	-
AISHE Bank Account	-
Equitas Bank a/c No:100011497939	-
Axis Vistas Trust A/c- 911010015611213	6,178,842
ICICI Bank-103905001613	96,275
ICICI Bank-103901000868	5,787,992
ICICI C A/c 000101229526	9,998
Post Office Phd A/c	30,000
<b>TOTAL</b>	<b>36,075,049</b>




Particulars	As at 31.03.2021
	Vistas Rs.
<b>Schedule- J : Current Liabilities and Provisions</b>	
<b>Current Liabilities</b>	
Sundry Creditors	1,960,410
Creditors - Capital expenditure	26,461,599
Deposit Payable	1,112,500
Deposit - Teachers Recruitment Board, Tamilnadu	3,198,350
First Graduate Fees	-
Vels Staff Welfare Society	21,500
Security Deposit	-
Caution deposit	22,923,737
Hostel deposit	10,416,975
Caution Deposit-Staff	162,566
Term fees refundable	5,313,554
Grants for Research Projects	2,448,109
Professional Tax payable	112,446
PF & other payables	93,655
Scholarship Payable	445,800
Excess Fees	504,989
Covid Fund	163,513
Credits in Banks - Student details awaited from Bank	9,350,081
Other Current Liabilities	80,000
GST Payable	50,162
TDS Payable	4,386,600
<b>TOTAL</b>	<b>89,206,546</b>



<b>Schedule - K : Other Income</b>	<b>Rs.</b>
Interest Received on FD	1,63,33,285
Consultancy & Project Receipts	49,02,190
Other Income	4,49,191
Donation Received	4,00,00,000
Financial Support from Non Govt/Corporates for Development	60,00,000
Rent Received	1,80,000
Interest received on SB & Others	30,03,173
Misc Income	4,44,521
<b>TOTAL</b>	<b>7,13,12,360</b>

<b>Schedule-M : Interest/Finance charges</b>	<b>Rs.</b>
Bank Charges	8,25,320
Interest on Term Loan	7,81,83,928
Proceesing Fees	8,26,000
Interest paid Vehicles & others	2,80,37,635
Interest on Loan on FD	29,18,624
Interest On OD	81,09,244
<b>TOTAL</b>	<b>11,89,00,751</b>



<b>Schedule -L: Administrative and Other Expenses</b>	<b>Rs.</b>
Academic Maintenance Expense	
Exp - Library Subscription	6,798,420
Exp- Laboratory Equipment maintenance	9,392,959
Exp -Scholarship to Students towards NPTEL, SWAYAM, MOOC's	15,000
Exp - Affiliation & Registration Exps	2,103,500
Exp - R&M (Instruments)	6,377,290
Exp - R&M (Computers)	326,942
Exp - R & M (Printer)	336,619
Other Academic Expenses	3,881,693
Administrative Expenses	13,041,812
Property & drainage tax	4,987,450
Advt & Publicity	18,296,125
Development Expenses	29,385,000
Exp - Internet Line & Router Maintenance Expenses	2,890,056
Communication Expenses	1,193,873
Conference, workshop, Seminar & Function Exp	1,303,932
Consultancy Charges	7,814,121
Charges incurred relating to Consultancy Work	3,676,643
Consumables Exp	11,532,221
Electricity Charges	8,115,419
Examination Exp	4,862,495
Financial Support to Faculties for attending Seminar, Conference, Workshop	6,381,447
Hostel & Mess expenses	6,592,409
Hostel & Mess Maintenance Expenses	5,615,756
Insurance -Building & Vehicles	3,595,757
Insurance -Students	1,376,891
Note Book & instruments Exp	2,956,704
Other expenses	49,905,969
Personnel Expenses - Direct	295,237,631
Personnel Expenses - Indirect	83,194,123
Printing and Stationery	2,159,661
Rent	47,370,063
Repairs & Maintenance	76,983,912
E Governance - ERP Software AMC	708,000
Seed Grant	6,500,000
Sports Facility Maintenance	93,542
Transportation, Travelling & Conveyance Expenses	1,636,809
Exp Petrol	3,413,147
Uniform expenses	2,890,536
Tax admitted with ITSC	27,000,000
Seminar & Function Exps	5,658,859
<b>Total Admin Expenses</b>	<b>765,602,784</b>



**Depreciation E Schedule**  
**FY 2020-2021**

	Net Block	Additions	Deletions	Depreciation	Net Block
Description	as on 31.03.2020	Total	Total	Total	as on 31.03.2021
Building	385,091,900	291,251,949	-	81,627,724	594,716,125
	-	-	-	-	-
Building WIP	137,316,251	570,461,155	184,365,242	-	523,412,164
	-	-	-	-	-
Furniture & Fixtures	50,349,001	28,084,132	-	6,452,068	71,981,065
	-	-	-	-	-
Land	450,987,998	-	136,000,000	-	314,987,998
	-	-	-	-	-
Electrical Fittings	2,378,547	38,056	-	239,757	2,176,846
	-	-	-	-	-
Plant & Machinery	203,810,306	19,840,844	123,000	23,386,281	200,141,869
	-	-	-	-	-
Library	3,905,272	7,062,426	-	1,645,155	9,322,544
	-	-	-	-	-
Medical Equipments	-	71,167,285	-	14,233,457	56,933,828
	-	-	-	-	-
Vehicles	47,553,173	149,783	-	7,148,646	40,554,310
	-	-	-	-	-
Computer	11,176,926	8,003,613	-	6,116,077	13,064,462
	-	-	-	-	-
	1,292,569,374	996,059,243	320,488,242	140,849,165	1,827,291,210

